



# CRAIG™

EXM-PG-TG

TRUE  GRIP

PIN GRABBER



(US) 1-800-565-5007  
(CAN) 1-800-867-1006

[WWW.CRAIGATTACHMENTS.COM](http://WWW.CRAIGATTACHMENTS.COM)





# MEET TRUEGRIP

The Craig TrueGrip coupler is the culmination of decades of advancements in coupler systems, boiled down into one simple, reliable, single-piston design. With minimal moving parts and maximum utility, it's no mystery why the TrueGrip is one of our most popular choices for contractors.



Craig TrueGrip Couplers empower your machines with the ability to switch between attachments quickly, easily and safely.

## TRUEGRIP ADVANTAGES



### MULTI-PIN CENTRE/PIN DIAMETER

Features a multi-pin centre/pin-diameter design to pickup attachments from most\* OEMs in the same machine category. (\*SEE COMPATIBILITY CHART)



### FORWARD/REVERSE PICK-UP

Attachments can be picked up in forward and reverse orientations.



### LOW MAINTENANCE


The single cylinder design and minimal moving parts makes the coupler easy to clean and with very little maintenance needed. **No greasing required.**



### TWO INDEPENDENT LOCKS

TrueGrip is designed with machine-specific, dual-independent locks to ensure attachment is retained even if the coupler loses hydraulic pressure. The locking mechanism is automatic and the operator can perform a visual check to confirm that the locks are in place.

## TRUEGRIP ADVANTAGES




### BUILT-IN DEBRIS SHIELD

A built-in cover protects TrueGrip's cylinder from material debris and build-up. This reduces the potential for down-time and extends the life of the coupler dramatically.

### ADJUSTABLE IN CAB TIMER

TrueGrip engages and disengages on an adjustable timer, allowing operators to select their preferred window of time for switching attachments.



CRAIG STICK MOUNTED HYDRAULIC KIT

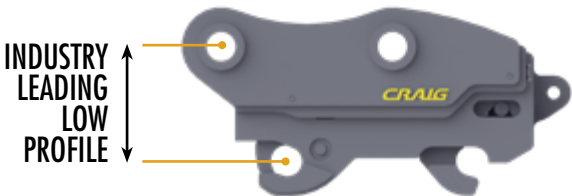
### 3 HYDRAULIC KIT OPTIONS

1. Use Existing Machine Coupler Hydraulic Kit -  
(SEE CRAIG TERMS AND CONDITIONS TO CONFIRM KIT DETAILS)
2. Craig Stick Mounted Hydraulic Kit -  
Designed for easy install with only electrical connections back to the cab
3. Craig ISO 13031:2016 Compliant Kit -  
Lines run back to tank

### LIFTING EYE

This coupler is designed with a rated lifting eye at the rear of the coupler; An added benefit to the operator to lift and place materials easily using the coupler.

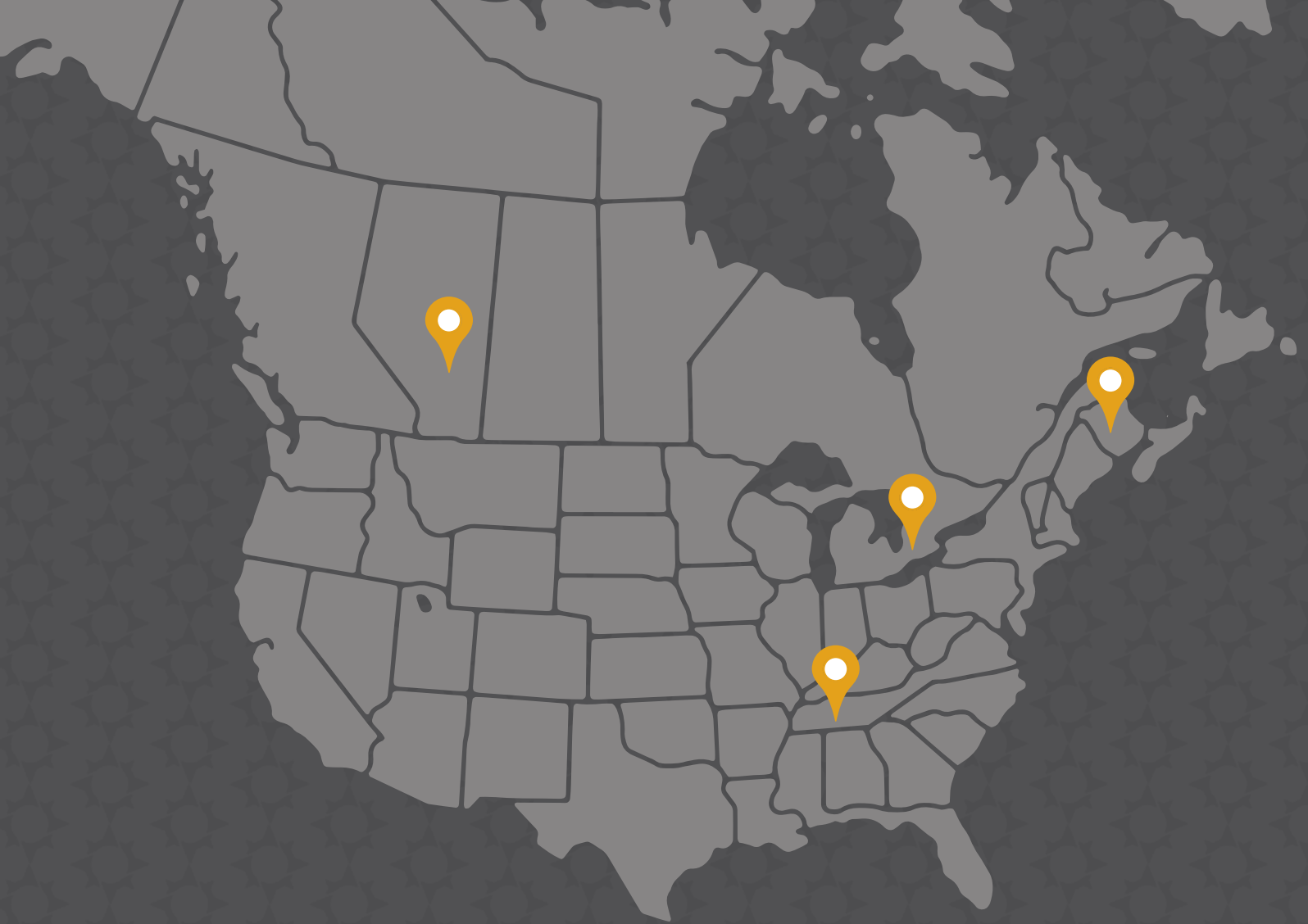
**\*Always use the lift eye on the coupler with attachments removed. Furthermore, never use the lift eye on attachments when they are coupled to to TrueGrip.**



### INDUSTRY LEADING LOW PROFILE DESIGN

TrueGrip boasts one of the most discreet and slim coupler profiles in the industry, which significantly maximizes your machine's breakout force.





#### HARTLAND OFFICE

96 McLean Avenue  
Hartland, New Brunswick  
E7P 2K5

• (506) 375-4493



#### CAMBRIDGE OFFICE

315 Thompson Drive  
Cambridge, Ontario  
N1T 2B3

• (519) 623-9500



#### BLACKFALDS OFFICE

88 27323 TWP Rd 394  
Lacombe County, Alberta  
T4M 0S1

• (403) 356-0048



#### LAWRENCEBURG OFFICE

408 Commerce Way  
Ethridge, Tennessee  
38456

• 1 (800) 867-1006



1-800-565-5007 (CAN) • 1-800-867-1006 (USA)

[WWW.CRAIGATTACHMENTS.COM](http://WWW.CRAIGATTACHMENTS.COM)

 @CRAIGMANUFACTURING  
 @CRAIGMANUFACTURINGLTD